


# USE CASE VIDEO SERIES

There are many ways Confer Analytics®, our business intelligence platform, can help you drive revenue growth for your house call business.

In our new series of specific use case videos below, you'll first find a brief overview of the platform and then nine ways you can use the platform to drive growth, performance, and quality of care.



## Overview

Explains how the Confer Analytics® platform can help address your key practice needs, top-of-mind questions, and “keep-you-up-at-night” issues.



## High-Needs Patients

Focuses on how the Confer Analytics® platform streamlines the process of identifying areas with high unmet home-based medical care needs.



Home Health Name	N of Referrals
BAYADA HOME HEALTH CARE, INC.	157
GENERATIONS HOME HEALTH, LLC	154
HASLUP ENTERPRISES, LTD.	147
ADVANCED TECHNOLOGIES IN HOME CARE, INC.	122
HEAVENS TOUCH NURSING SERVICES LLC	93

## Home Health Dashboards

Focuses on how the Confer Analytics® platform can help you understand how home health agencies are performing in their local markets, including key performance metrics and insights into home health referral relationships.



Provider Name	Hospice ID	Count of Referrals	Percentage of Total Referrals	Primary Specialty	Referral Type
10101	101010001	1,100	100%	Hospice	3
21010	101010002	1,100	20%	Internal medicine	3
30101	101010003	1,100	15%	Internal medicine	3
40101	101010004	1,100	20%	Internal medicine	3
50101	101010005	1,100	25%	Internal medicine	3
60101	101010006	1,100	25%	Internal medicine	3

## Hospice Dashboards


Describes how Confer Analytics® can be used by hospice programs to analyze referral source data and patterns to effectively tailor their outreach and foster business growth. Hospice performance data can further be used as an intuitive tool for benchmarking against national and state quality standards, as well as against market competitors.



## Hospital at Home


Describes how Confer Analytics® enables you to access pivotal performance metrics specific to Hospital at Home programs across the U.S., and provides in-depth insights into the patient population benefiting from this innovative model of care.





## Market Share Dashboards

Focuses on how the Confer Analytics® platform can help you identify your competitors and show how your practice measures up to them in terms of performance, market share, patient volume, and more.



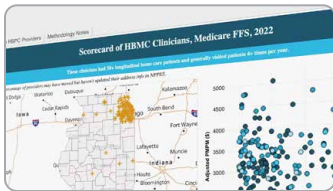
## Medicare Advantage Dashboards

Focuses on how the Confer Analytics® platform can help you examine data related to your local Medicare Advantage market supply and demand, as well as benchmark your performance against that of your competitors within any Medicare Advantage program.



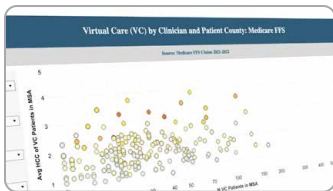
## Referral Dashboards

Spotlights how Confer Analytics® can help you identify the home health agencies and office-based providers in your area who are referring patients to house call programs.



## Scorecard Dashboards

Demonstrates how Confer Analytics® offers a detailed view of your local home-based medical care market, including a comparison of practices and clinicians on various aspects, including market share, patient demographics, chronic conditions, and performance.



## Virtual Care Dashboards

Focuses on how the Confer Analytics® platform can help you understand the prevalence of virtual care in your area, including which clinicians and practices are using it and with which patient populations.



**HCCI believes in a world in which all in need of house calls get them.  
Because the future of healthcare... is in the home.**



Confer Analytics™ is powered by the Home Centered Care Institute (HCCI), a national nonprofit dedicated to creating universal access to best practice house call programs through four key initiatives: education, consulting, analytics, and advocacy.